

# Transporting Schema

## Treasure Basket



### You will need:


- Silk purse
- Egg box
- Tin box
- Small leather handbag
- Wheeled tractor/van toy with a trailer
- Basket of large pebbles
- Bag of wooden bricks
- Paper bags of different sizes
- Small cardboard boxes of various sizes
- Small suitcase
- Toy boats
- Foil trays
- China pot
- Wooden and metal spoons
- Container of cereal or rice
- Long cardboard tube
- Plastic bucket
- A basket or container large enough to store the contents in

The treasure basket is to be used under close adult supervision and is not for independent exploration.



# Holes and Tubes

## Treasure Basket




### You will need:

- Pasta measurer
- Kitchen roll tube
- Velcro hair rollers of different sizes
- Solid bangles and bracelets of different sizes
- Curtain rings
- Plastic tubes
- Paint roller end
- Sticky tape tube – large and small
- Round biscuit cutter
- Rings of various sizes
- Loofa slices
- A basket or container large enough to store the contents in

The treasure basket is to be used under close adult supervision and is not for independent exploration.

# Natural Resources

## Treasure Basket




### You will need:

- Loofah
- Natural sponge
- Large shell
- Pine cone
- Wicker ball
- Feather
- Smooth stone or pebble
- Wooden log slice
- Leaves
- Coconut shell
- Poppy seed head

The treasure basket is to be used under close adult supervision and is not for independent exploration.

# Light and Heavy Treasure Basket




## You will need:

- A large stone/rock
- Peacock feather
- A small, coloured feather
- Weight for balancing scales
- A large hardback book
- Sheet of coloured tissue
- An interesting paperweight
- Bright scarf
- Pot of bubbles and bubble wand
- Bowls/boules ball
- Selection of leaves
- Full (sealed) can of food
- A basket or container (large enough to store the contents in)


The treasure basket is to be used under close adult supervision and is not for independent exploration.




# General Sound Discrimination – Body Percussion EYFS Home Learning Challenge




Play 'Follow the Leader' with your family. One person chooses some body percussion (for example, patting their knees, clapping their hands or clicking their fingers), the rest of the family have to copy them. Take turns to be the leader.



Listen to some music at home with your family. Can you all clap along to the beat?



Use your voice to make sounds like a car, a dog, a ghost, a train and bubbles under water.



Teach everyone at home the "Pat-a-cake, pat-a-cake, baker's man" rhyme and show them how to clap their hands together to the beat.



# Incy Wincy Spider Prop



## Supplies

- Toilet or kitchen roll tubes
- Googly eyes
- Paint
- Blue tissue paper
- Scissors
- Sticky tape





# Star Biscuits

## Ingredients

100g butter

50g caster sugar

175g plain flour

A few drops of  
vanilla extract

## Equipment

Bowl

Spoon

Rolling pin

Star cookie cutter

Baking tray

## Method

1. Preheat the oven to 150°C.
2. Add butter and sugar in a bowl and mix well until light and fluffy.
3. Add the vanilla, mix, then add the flour and mix well.
4. Roll out to about 5mm thick. Cut into star shapes.
5. Bake for 25 minutes or until golden brown.

