

# Incy Wincy Spider Prop



## Supplies

- Toilet or kitchen roll tubes
- Googly eyes
- Paint
- Blue tissue paper
- Scissors
- Sticky tape



# Incy Wincy Spider Prop

## Supplies

- Toilet or kitchen roll tubes
- Googly eyes
- Paint
- Blue tissue paper
- Scissors
- Sticky tape



- 1 Hold the toilet or kitchen roll tube vertically, then cut 10 evenly sized strips going vertically up the tube. Make sure each cut ends at the same point.



- 2 Cut two of the strips off at the base; ensure that these two strips are opposite each other. This should leave you with 8 legs.



- 3 Pull the 8 legs outwards and fold into the desired position.




- 4 Repeat steps 1 to 3 with two more tubes.



- 5 Paint the tubes, then allow to dry.



- 6 Stick on the googly eyes to the front of the spiders' bodies.



- 7 Paint on a smile, along with any other features you would like the spider to have.



- 8 For the rain, take some pieces of tissue paper and place them on top of each other in layers.



- 9 Pick up the layers of tissue paper and cut strips vertically into them, ensuring the cuts do not go right to the top.



- 10 Finally, gather the sheets of tissue paper together at the top to make a handle. Then secure and strengthen this by sticking tape around it. The taped end can then be placed inside a cardboard tube which has been painted, to make the drain pipe.



# Maths: All about the Number Seven


## Home Learning Challenges

7

Hidden around the page are 7 little mice. Can you find them all? Draw a piece of cheese next to each mouse. How many pieces of cheese did you draw in total?



There were 6 flowers growing in a garden. If 1 more is added, how many flowers are there altogether?



Have you seen a rainbow before? Rainbows can appear when it is sunny and rainy at the same time. There are 7 colours in a rainbow: red, orange, yellow, green, blue, indigo (dark blue) and violet (purple). Draw or paint a picture of a rainbow. Can you include all 7 colours?




Ask a grown-up to help you look at a calendar or diary. Can you count the days of the week? How many are there? Can you write a list of the different days?



Have a look at a reading book. Can you find the page numbers? Can you find page 7? Can you see the number 7 on this page too? Can you trace over the numbers at the bottom of the page? You could try writing the number 7 on your own too.



On the Planet Seven, the aliens all have 7 eyes! Can you create a model or a picture of an alien to live on Planet Seven? You could use playdough, empty packaging, or draw or paint a picture of your alien. Make sure you count the eyes very carefully!





# Maths: All about the Number Six

## Home Learning Challenges



Hidden around the page are 6 penguins. Can you find them all? Can you draw a fish next to each penguin? How many fish did you draw altogether?



Insects have 6 legs. Draw a picture of a ladybird. Can you give it 6 legs? Can you give it 6 spots too?



Benjamin Bear went to the shops. He bought a book, a ball, an apple, a cake, a pen and a hat. How many things did he buy altogether? Try drawing some pictures to help you work out the answer.



Have a look at a reading book. Can you find the page numbers? Can you find page 6? Can you see the number 6 on this page too? Can you trace over the numbers at the bottom of the page? You could try writing the number 6 on your own too.



Have a look at a dice. You could use one from a board game or make one out of paper. Can you count how many sides it has? Can you find the side that shows six spots? Play a game with a grown-up. Take turns to roll the dice 6 times each, who can roll the most 6s?



Go on a visit to the shops with a grown-up. Look for some food that comes in sets of 6. For example, can you find a box of 6 eggs? Can you find a packet of 6 cakes or a pack of 6 yoghurts? Try counting some sets by carefully pointing to each item.








# General Sound Discrimination Environmental Sounds

## Home Learning Challenge

Go

on a Listening Walk!

You could go around your house or an outside area with an adult and practise listening carefully to all the different sounds you hear. Talk about what you heard. Did you recognise all the sounds? Were they loud or quiet? Were they long or short sounds?



Make a collection of your

own noise makers. Think about lots of different things that make a sound and gather them together in a box or bag. Use one of the objects to make a sound for others to guess and identify. You could include things like crisp packets, keys, coins in a pot, a rattle or a squeaky toy.



Play

the game 'I Hear with My Little Ear'!

Take it in turns to imitate the sound of something and guess what makes that sound. You could imitate the sounds of things found around your house, like a clock or a telephone, or of recognisable animals, like a cat or dog.



Talk

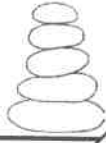
about sounds you like and sounds you don't like and why. Draw some pictures of things that make sounds that you like – for example, birds singing, the sea or a doorbell.





# My Five Senses Scavenger Hunt

Something smooth



Something rough



Something that makes a noise



Something round



Something yellow



Something that came from a plant



Something that has a smell



Something long



Something man-made



Something soft



Something you can eat




Something red





# Cutting Skills

Cut around the shapes, but be careful!









# Counting Worksheet

Write your answers in the circles.



○

○

○

○

○

○

○

○



# 2D Shape Colouring

Can you colour the shapes to complete the picture?

**Key:**



= brown



= blue



= yellow



= green

